



True[^]North

True^North

Email: Prof.Dave.Smith@gmail.com

Facebook: Dave Smith

Twitter: ProfDaveSmith

Web Site: www.ProfDaveSmith.com

The background of the image is a textured, aged parchment or paper. It features a large, faint compass rose on the left side, with a magnifying glass positioned over it. The compass rose has various directional markings and numbers. The overall tone is warm and historical.

Transformational Bible Study for Disciple-Makers and Disciples-in-the-Making

Mapping New Life in
Christ According to
a Biblical True[^]North

The background of the slide features a collage of antique maps and compasses. The maps are rendered in a faded, sepia tone, showing various geographical details and compass roses. The compasses are also in a similar faded style, with intricate designs and directional markings. The overall aesthetic is that of a historical or nautical theme.

Two Approaches to the Reading of the Word

Devotional

"Christ in Me/Us"

Life-Centered or
My Problem with Christ
as the Solution

I welcome Christ into my
heart

Disciple-making

"Me/Us in Christ"

Text-Centered
Revelation-Focused

The Trinitarian Lord
welcomes us into his
Kingdom Life and His
Mission

Disciple-Making Bible Study

Sometimes called "Inductive Bible Study"

1. Observation

- Seeing and Asking Text-Driven Questions

2. Interpretation

- Answering the Apostles' and Jesus' questions


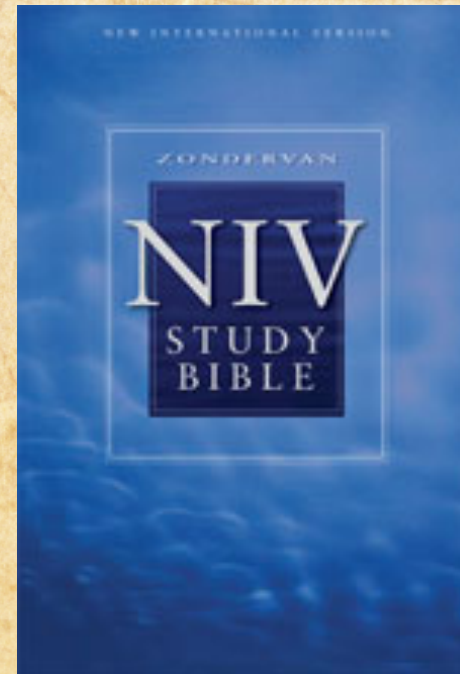
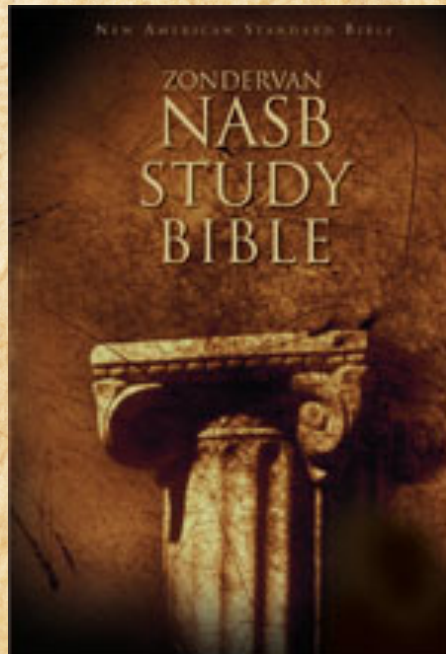

3. Application

- Taking action upon God's Revealed Answers

Observation

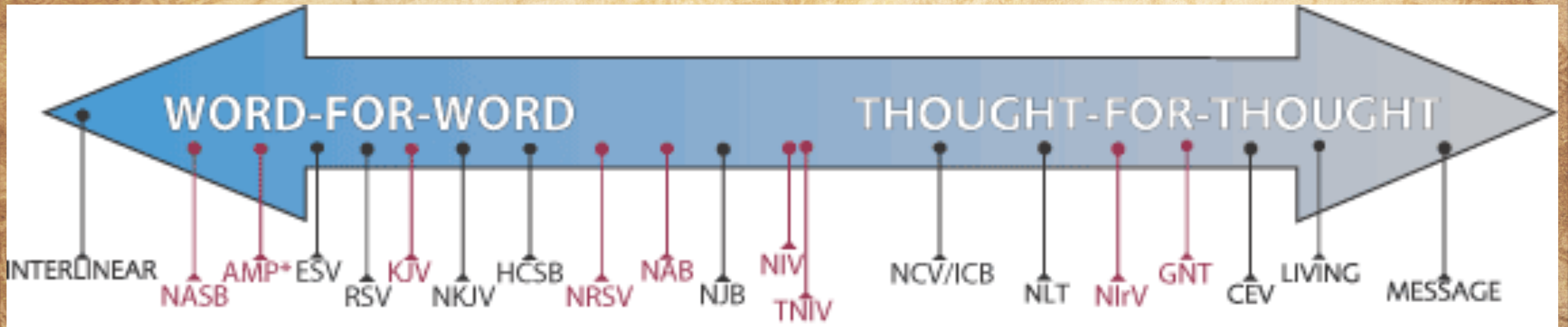
1. Examine Bible Translations

- Read at least two (2) different Translations
- No bad translations. If you read it...I'd rate it as good!



Observation

Formal (Word-for-word) (Thought-for-thought) **Functional**



Observation

1. Examine Bible Translations
2. Play "I Spy" with the Text

Observations at a Glance

<p>General Structure</p> <p>Repetition</p>	<ol style="list-style-type: none">1. The key issue to keep in mind is the general structure or logic of the passage. What holds it together “logically?” Where are the major breaks in the flow of the passage? And explain how they are connected? Maybe diagram the passage.2. Be alert for repetition of words, ideas, or statements. This often will give you a clue as to the author’s purpose in a passage. Take special note of lists of item or ideas. Compare the items and see if there is any significance in the order. Is there a progression of ideas toward a climax? Note the arrangement of the ideas in a passage, the relationship of verses to each other. Sometimes the author makes a general statement, then explains it with examples (e.g., 1 Tim 2:1).
<p>Basic Content</p>	<p>The readers’ friends of “who? what? where? when?” prove most helpful. Moreover, the matters of “why” and “how” can be particularly powerful tools in probing deeply below the surface.</p>

Observations at a Glance

Key Words

Word Meanings

When you first read a passage, look for the **key words**; those words you think are important in the passage. Repetition of words will sometimes give you a clue. Underline them in your Bible. Each word can be lifted up and examined from different angles like a gem. Too often we either overlook the rich implications of words, or download heavy theological meaning into unsuspecting words. ***Make note of words which you need to perform detailed studies upon***

Important Connectives

- conjunctions
- prepositions
- adverbs

Connectives are very important in revealing key ideas and relationships. Be on the alert for some of the following:

but - introduces a contrast

if - introduces conditional clause (If...then...)

for, because, therefore - introduces reason and results

in order that - sets forth a purpose

in, into, with, by, upon - important prepositions

after, while, until, immediately - important adverbs

Observations at a Glance

Historical / Cultural Context	<p>As a careful reader, be alert for matters pointing to:</p> <ol style="list-style-type: none">1) Specific cultural issues and values involving either the characters in a narrative or the writer of the passage;2) Historical, political, economic, and cultural framework of the passage. In fact, these matters are <i>always</i> at work!
Grammatical Construction Verbs, nouns, Pronouns, adverbs, words of scope	<p>Note the grammatical construction of some statements. Be on the alert for the verbs and their tenses, for the use of pronouns, and for the use of adverbs and adjectives and the way they describe things.</p> <p>Note words of scope: All, each, every, some, none, etc.</p> <p>Note words of time: After, while, immediately</p>
Atmosphere or Tone or Mood	<p>Note the general tone of a passage. It may be characterized by the mood of joy, thanksgiving, concern, humility, zeal, anger, or caution. The tone of a passage may vary as a writer moves from one idea to another. The way a writer addresses readers often reveals the mood such as the use of emphatic words.</p>

Observation

All Biblical Communication is Structured

(I promise...however, it is
up to us to discover
“HOW” it is structured)

Think “Big Picture”

First, look at the Forest

Then... we can examine the trees,
rocks, bushes, etc.

We usually start from the reverse
direction; examining a single
verse separated from its larger
context. (aka, proof-texting)

Read a Book as a Whole

1. **YOUR PART:** Read the book...

- In one sitting, if you can. (If not, try reading Mark 1-8 then read Mark 9-16)
- Try to read it more than once
- Maybe even listen to it

<https://www.biblegateway.com/resources/audio/>

2. MY PART: I will identify the “Big Picture” or the overall logic-structure that holds Mark together.

3. YOUR PART: You will then be able to put the individual parts into the whole as you read it in the days, weeks, months ahead.

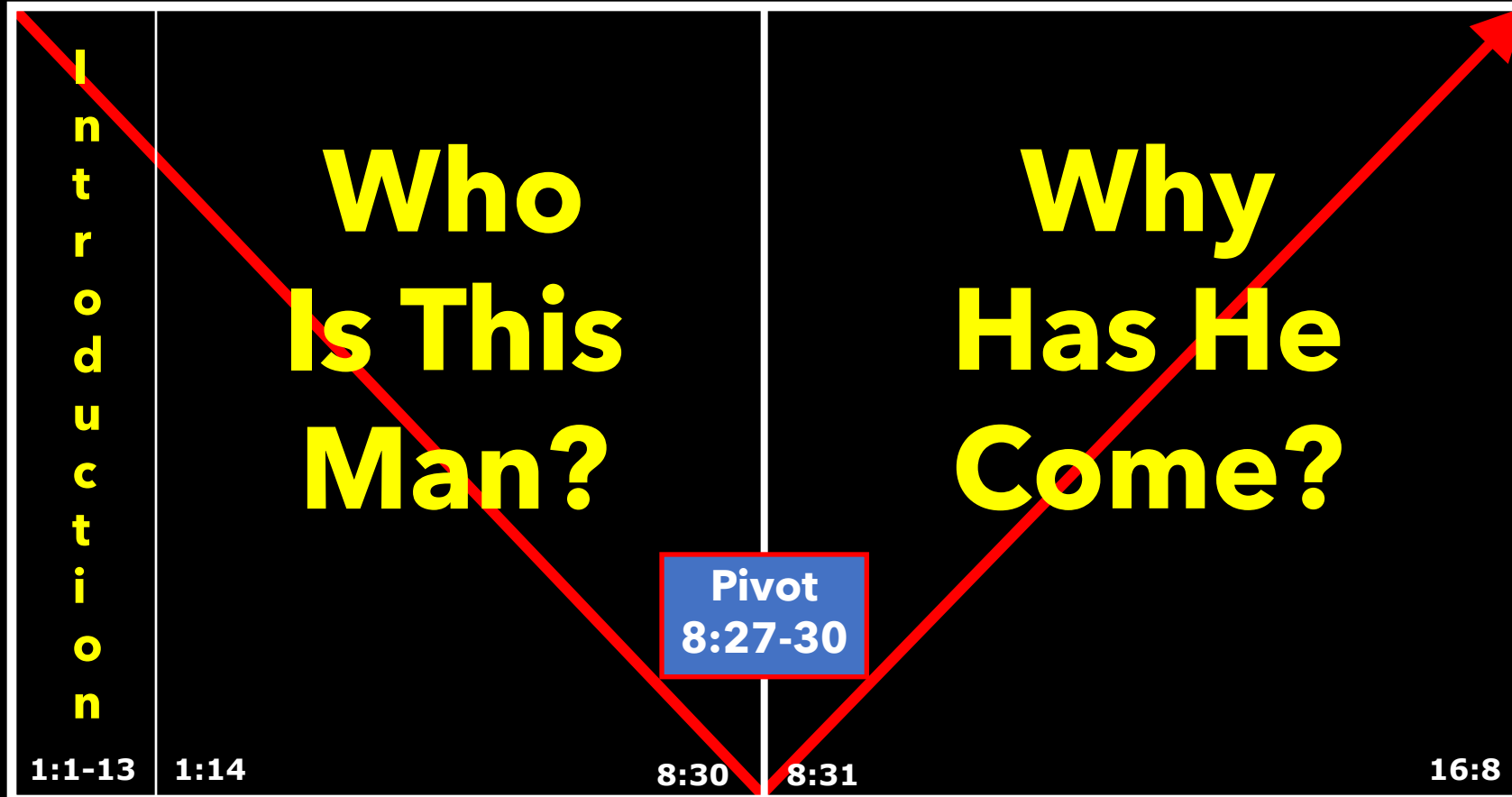
The Gospel of Mark

**Introduction
1:1-13**

**The beginning of the Gospel of Jesus Christ,
the Son of God**

I n t r o d u c t i o n	Who Is This Man?	Why Has He Come?
1:1-13	1:14 8:30	8:31 16:8

The Gospel of Mark



Peter answered, "You are the Christ." Jesus warned them not to tell anyone about him 8:29-30

Then he began to teach them that the Son of Man must suffer many things and be rejected by the elders, chief priests and teachers of the law, and that he must be killed and after three days rise again. 8:31

The Gospel of Mark

Climax
15:33-39



Mark 15:33-39 And when the sixth hour had come, darkness fell over the whole land until the ninth hour. 34 And at the ninth hour Jesus cried out with a loud voice, "Eloi, Eloi, lama sabachthani?" which is translated, "My God, My God, why hast Thou forsaken Me?" 35 And when some of the bystanders heard it, they *began* saying, "Behold, He is calling for Elijah." 36 And someone ran and filled a sponge with sour wine, put it on a reed, and gave Him a drink, saying, "Let us see whether Elijah will come to take Him down." 37 And Jesus uttered a loud cry, and breathed His last. 38 And the veil of the temple was torn in two from top to bottom. 39 And when the centurion, who was standing right in front of Him, saw the way He breathed His last, he said, "Truly this man was the Son of God!"

Observation

1. Examine Bible Translations
2. Play "I Spy" with the Text
3. Turn "Seeing" into "Asking" (aka, Text-Driven Question)
 - Reshape your observation into the form of a "definitional" question
 - "What is the meaning of _____?"
 - Next, add to the question an implicational aspect of the observation, "What are the implications of _____?"

Observation

1. Examine Bible Translations
2. Play "I Spy" with the Text
3. Turn "Seeing" into Text-Driven Questions
4. Seeing "Forms"
 - What Shape is the material?
 - What Genre is the material written in?

Observation

4. Seeing "Forms"

- What Shape is the material? (How is it put together?)

Interchange

The exchanging or alternation of blocks of material (a-b-a-b).

Inclusio

The repetition of the same word(s) or phrase at the beginning and end of a unit, thus producing a bracket effect.

Chiasm

The repetition of elements in inverted order (a-b-[c]-b'a').

Intercalation

The insertion of one literary unit in the midst of another literary unit.

Observation

4. Seeing "Forms"

- What Shape is the material?
- What Genre is the material written in?
 - **Narrative** - Genesis, Exodus, Historical Books, Acts, Jonah
 - **Law** - Parts of Exodus, Leviticus
 - **Poetry** - Psalms & much of the Prophetic Books
 - **Prophecy** - Poetry with Prophetic tone
 - **Gospel** - Matt, Mark, Luke, John
 - **Epistle** - Letters of New Testament
 - **Apocalypse** - Revelation & Daniel

Observation

1. Examine Bible Translations
2. Play "I Spy" with the Text
3. Turn "Seeing" into Text-Driven Questions
4. Seeing "Forms"
5. Seeing "Limits"

Observation

5. Seeing "Limits"

Limits of the size of a text are set with literary boundary markers. Such as

- A change in **characters, location, setting,** or **topic**
- A change in **verb tense** or mood (normally Epistles)
- A change in **genre** (see Jonah 2)
- A change in **form** (*Inclusio*)

Interpretation

1. CIE - Context is Everything

Cultural Context

- Read notes at bottom of page in a good Study Bible
- Read a book on OT or NT Culture (Craig Keener, *IVP Bible Background Commentary: New Testament*)

Historical Context

- Read Book Introductory notes in a good study Bible
- Refer to the maps in a Study Bible for Geographic context.
- Read chapter in a New Testament Introduction/NT Survey Chapter on your Bible book. (Robert Gundry, *A Survey of the New Testament*)

Interpretation

1. CIE - Context is Everything

Literary Context

- Read the book-as-a-whole.
- How is the ENTIRE story held together “logically”?
- Gordon Fee, *How to Read the Bible: Book by Book*
- Check out www.TheBibleProject.com for videos and material on the content of the Bible.

Interpretation

1. CIE - Context is Everything

2. Words have meanings

- Hebrew, Aramaic, Greek words can be found www.BlueLetterBible.com or www.BibleStudyTools.com or www.StudyLight.org
- A Bible Concordance (keyed to various translations).

Interpretation

1. CIE - Context is Everything
2. Words have meanings
3. Read with the "Community of Faith"
 - Commentaries is the best starting point
 - Free are OK. www.BlueLetterBible.org or www.BibleStudyTools.com
 - Good Scholarship is not cheap but worth its weight in gold.
 - Why not start with a something like this
 - William Barclay: *The New Daily Bible Study* (Every NT Book)
 - Tom Wright: *Matthew For Everyone* (Every NT Book)
 - Tyndale *New Testament Commentary Series* (Every NT Book)

Interpretation

1. CIE - Context is Everything
2. Words have meanings
3. Read with the "Community of Faith"
4. **Is this your "Final Answer?"**
 - Put together the answer to your Text-Driven question.
 - How has all your "heavy lifting" in Observation and Interpretation provided insight into the truth laid out in the Bible?

Application

1. Taking Action upon God's Revealed Answers

- What does the text teach me (us?) about the *Nature and Character* of God? (both a **theological** and **ethical** truth).
- What is new to us that we did not know before. (**Revelation**)
- What does the text teach me about how I (we?) are NOW to be different and become more like Jesus? (**Redemption** and **Transformation**).
- What is the new relationship "In Christ" which is created that was not perceived before? (a question of **Reconciliation**)

Application

1. Taking Action upon God's Revealed Answers

- What does this text teach me about how I (we) should relate to one another? (a question of **Community** and **Unity**)
- What does this new "In Christ" relationship look like embodied in us? (the **Incarnational** and **Spirit-enabled** nature of our relationships)
- What is the divine-human problem that is solved? (**Salvation**)
- How is God's solution so different from the way most human models might appear? (What does the **Kingdom** look like as it becomes a reality in our midst?)

Next Step - For Your Heart

1. Say "Yes" to a Disciple-Making Approach to the Reading of the Scriptures
2. Commit to say "Yes" even before you know the truth God will reveal
3. Plan a "non-negotiable" sacred-time each week to study
4. Set up a sacred-place to meet with the Holy Spirit

Next Step - For Your Heart

5. Talk to **one-or-two friends** about forming a Bible Study accountability group
6. Do **not learn alone**. Grow in this discipline of Bible Study with someone else. Pray about the person you should take by the hand and pour into! Learning should never be a self-centered endeavor. It should be other-centered.
7. If you are currently in a small group, discuss with the members if this should become a TRUE.NORTH small group

Next Step - For Your Head & Hands

1. Choose a **Book** to Study - there is not a bad choice.
2. To start, I might suggest a **Gospel** or one of **Paul's letters**.
3. On a **Sabbath**, read it through. Depending on its length, read it twice.
4. Now, listen to it on <https://www.biblegateway.com/resources/audio>
5. If studying with someone else, take turns reading a chapter out loud to one another.

Next Step - For Your Head & Hands

6. Work through each chapter and give it a **descriptive title**
7. Now, I want you to develop a means of discussing large sections of the book material and its overall **"logic" or "structure."**
 - If you are a **"visual learner"**, can you create a chart of the book (much like my examples from the Gospel of Mark) showing the major divisions in the material
 - If you are a **"verbal learner"**, can you create an outline of the book.

Next Step - For Your Head & Hands

8. Now, write out a paragraph or two explaining how the material fits together?
- **Gospel example** - each Gospel has an introduction which makes it unique. What is the precise material being introduced in Mark 1:1-13 and how does the rest of the book fully expound upon this introductory material?
 - **Paul example** - in each of Paul's letters, the first half is doctrinal in nature (Ephesians 1-3) and the second half is the ethical call on our lives (Ephesians 4-6). Thus, each book seemed to be structured by Cause-and-Effect; what is the precise nature of the cause as described in Eph 1-3 and what is the precise effect as defined in Eph 4-6?

Next Step - For Your Head & Hands

9. Slowly, read through each chapter in your book - following the method we discussed for Observation, Interpretation, and Application. Thus, **linger over each paragraph.**
10. There is no rush. You have a lifetime to study the Bible. Plus, with this type of Bible Study, **you are learning a whole new language.** And the language is not just skills but you are acquiring **Kingdom speech.** Allow it to set its roots deep in your heart and soul.
11. Finally, you are not just a student of the Word. You are a true Disciple-maker. So, please **share what you have learned with a Disciple-in-the-making.**